

2023 Country profile

# Vietnam


**World ranking**  
17 of 152 countries ▲ 39

**Asia**  
7 of 20 countries ▲ 8

**Western Pacific ranking**  
7 of 29 countries ▲ 8

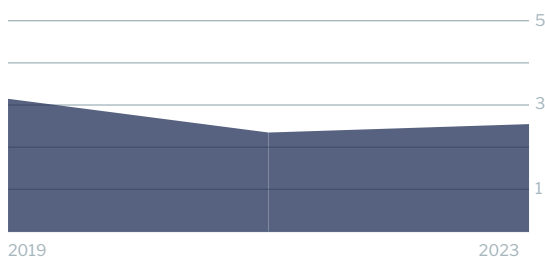
2023  
IUU  
Score

**2.57**

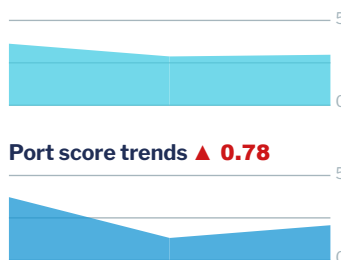


**3.00** Coastal  
**2.30** Flag  
**2.11** Port  
**2.80** General

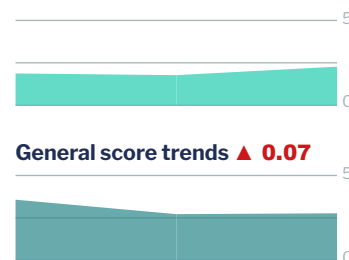
**IUU score trends**  
2021 - 2023 change ▲ 0.24



**Coastal score trends ▲ 0.12**



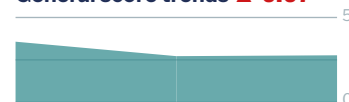
**Flag score trends ▲ 0.48**



**Port score trends ▲ 0.78**



**General score trends ▲ 0.07**



Note: Higher scores, and ranks closer to 1, indicate worse/poor performance. Green or red arrows show change in 2023 compared to 2021.

**Coastal score** **3.00** ▲ 0.12

**Coastal score by vulnerability** **3.50** – 0

Related Indicators	2023	2021	2021-2023 change	2019
Size of EEZ	5.0	5.0	– 0	5.0
Agreement over all maritime boundaries	5.0	5.0	– 0	5.0
Dependency on fish for protein	4.0	4.0	– 0	4.0
Authorise foreign vessels to operate in EEZ	1.0	1.0	– 0	not available

**Coastal score by prevalence** **4.40** ▲ 0.40

Has MSC-certified fisheries	5.0	4.0	▲ 1.0	5.0
Views of MCS practitioners on coastal compliance incidents	4.0	4.0	– 0	3.0

**Coastal score by response** **1.00** – 0

Coastal State is contracting party or cooperating non-contracting party to all relevant RFMOs	1.0	1.0	– 0	1.0
Operate a national VMS/FMC centre	1.0	1.0	– 0	not available

**Flag score** 2.30 ▲ 0.48


**Flag score by vulnerability** 1.00 – 0

Related Indicators	2023	2021	2021-2023 change	2019
Distant water vessels on RFMO RAVs	1.0	1.0	– 0	1.0
Distant water vessels under several RFMOs	not applicable	not applicable		not applicable

**Flag score by prevalence** 3.00 ▲ 1.33

Vessels on IUU lists	2.0	1.0	▲ 1.0	1.0
View of fisheries observers on flag state compliance incidents	3.0	1.0	▲ 2.0	3.0
Views of MCS practitioners on flag state compliance incidents	4.0	3.0	▲ 1.0	1.0

**Flag score by response** 2.00 ▼ 0.60

Accepted FAO Compliance Agreement	not applicable	not applicable		not applicable
Registered vessels with foreign or unknown ownership 	1.0	1.0	– 0	not available
Provision of vessel data for inclusion in Global Record	5.0	5.0	– 0	5.0
Compliance with RFMO flag state obligations	1.0	not applicable		2.0
Flag State is contracting party or cooperating non-contracting party to all relevant RFMOs	1.0	1.0	– 0	1.0

 Indicator “Authorised vessel data provided to FAO HSVAR” used in 2019 has changed to “Registered vessels with foreign or unknown ownership” since 2021.

**Port score** 2.11 ▲ 0.78

**Port score by vulnerability** 4.50 ▲ 2.50

Related Indicators	2023	2021	2021-2023 change	2019
Number of fishing ports	4.0	3.0	▲ 1.0	3.0
Port visits by foreign fishing or carrier vessels	5.0	1.0	▲ 4.0	5.0

**Port score by prevalence** -

Views of MCS practitioners on port compliance incidents	3.0	not applicable		5.0
View of fisheries observers on port compliance incidents	1.0	not applicable		4.0



**Port score by response** 1.00 – 0

Related Indicators	2023	2021	2019-2021 change	2019
Party to the PSMA	1.0	1.0	– 0	5.0
Designated ports specified for entry by foreign vessels	1.0	1.0	– 0	not applicable
Compliance with RFMO port state obligations	1.0	1.0	– 0	1.0

**General score** 2.80 ▲ 0.07

**General score by vulnerability** 3.67 ▼ 0.44

Related Indicators	2023	2021	2019-2021 change	2019
Trade balance for fisheries products	3.0	4.0	▼ 1.0	4.0
Share of global imports	3.0	3.0	– 0	3.0
Perception of levels of corruption	3.0	4.0	▼ 1.0	4.0
Gross national income per capita	4.0	4.0	– 0	4.0
Volume of catches	5.0	5.0	– 0	5.0

**General score by prevalence** 3.29 ▲ 0.86

Carded' under the EU IUU Regulation	3.0	3.0	– 0	3.0
Identified' by NOAA for IUU fishing	1.0	1.0	– 0	1.0
Mentions of IUU fishing in media reports	5.0	3.0	▲ 2.0	5.0

**General score by response** 2.00 – 0

Mandatory vessel tracking for commercial seagoing fleet	1.0	1.0	– 0	not available
Demand for MSC products	5.0	4.0	▲ 1.0	5.0
Ratification/accession of UNCLOS Convention	1.0	1.0	– 0	1.0
Ratification/accession of UNFSA	1.0	1.0	– 0	5.0
Mentions in media reports to combatting IUU fishing	2.0	3.0	▼ 1.0	2.0
Have a NPOA-IUU	1.0	1.0	– 0	not available
Market State is contracting party or cooperating non-contracting party to relevant RFMOs	3.0	3.0	– 0	3.0