

2023 Country profile

# Taiwan


**World ranking**  
7 of 152 countries ▼ 1

**Asia**  
4 of 20 countries ▼ 1

**Western Pacific ranking**  
4 of 29 countries

2023  
IUU  
Score

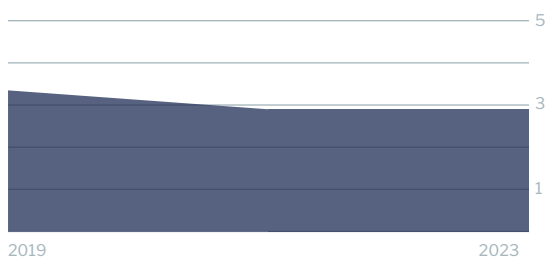
**2.88**



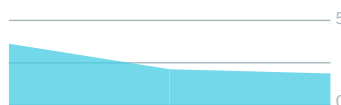
**1.88** **4.17** **3.06** **2.27**  
Coastal Flag Port General

**IUU score trends**


2021 - 2023 change — 0



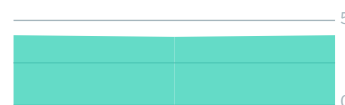
**Coastal score trends ▼ 0.25**



**Port score trends ▼ 0.05**



**Flag score trends ▲ 0.13**



**General score trends ▲ 0.07**



Note: Higher scores, and ranks closer to 1, indicate worse/poor performance. Green or red arrows show change in 2023 compared to 2021.

## Coastal score **1.88** ▼ 0.25

### Coastal score by vulnerability **3.00** — 0

Related Indicators	2023	2021	2021-2023 change	2019
Size of EEZ	<b>4.0</b>	4.0	— 0	4.0
Agreement over all maritime boundaries	<b>5.0</b>	5.0	— 0	5.0
Dependency on fish for protein	<b>3.0</b>	3.0	— 0	4.0
Authorise foreign vessels to operate in EEZ	<b>1.0</b>	1.0	— 0	1.0

### Coastal score by prevalence **1.40** ▼ 0.80

Has MSC-certified fisheries	<b>2.0</b>	4.0	▼ 2.0	5.0
Views of MCS practitioners on coastal compliance incidents	<b>1.0</b>	1.0	— 0	4.0

### Coastal score by response **1.00** — 0

Coastal State is contracting party or cooperating non-contracting party to all relevant RFMOs	<b>1.0</b>	1.0	— 0	1.0
Operate a national VMS/FMC centre	<b>1.0</b>	1.0	— 0	5.0

**Flag score** 4.17 ▲ 0.13


**Flag score by vulnerability** 5.00 – 0

Related Indicators	2023	2021	2021-2023 change	2019
Distant water vessels on RFMO RAVs	5.0	5.0	– 0	5.0
Distant water vessels under several RFMOs	5.0	5.0	– 0	5.0

**Flag score by prevalence** 4.67 ▲ 1.00

Vessels on IUU lists	4.0	1.0	▲ 3.0	2.0
View of fisheries observers on flag state compliance incidents	5.0	5.0	– 0	5.0
Views of MCS practitioners on flag state compliance incidents	5.0	5.0	– 0	5.0

**Flag score by response** 3.11 ▼ 0.67

Accepted FAO Compliance Agreement	5.0	5.0	– 0	5.0
Registered vessels with foreign or unknown ownership 	2.0	2.0	– 0	not available
Provision of vessel data for inclusion in Global Record	5.0	5.0	– 0	5.0
Compliance with RFMO flag state obligations	3.0	5.0	▼ 2.0	4.0
Flag State is contracting party or cooperating non-contracting party to all relevant RFMOs	1.0	1.0	– 0	1.0

 Indicator “Authorised vessel data provided to FAO HSVAR” used in 2019 has changed to “Registered vessels with foreign or unknown ownership” since 2021.

**Port score** 3.06 ▼ 0.05

**Port score by vulnerability** 4.50 ▲ 0.50

Related Indicators	2023	2021	2021-2023 change	2019
Number of fishing ports	4.0	3.0	▲ 1.0	3.0
Port visits by foreign fishing or carrier vessels	5.0	5.0	– 0	5.0

**Port score by prevalence** 4.00 ▼ 0.50

Views of MCS practitioners on port compliance incidents	3.0	3.0	– 0	4.0
View of fisheries observers on port compliance incidents	4.0	5.0	▼ 1.0	5.0

## Port score by response 2.00 – 0

Related Indicators	2023	2021	2019-2021 change	2019
Party to the PSMA	<b>5.0</b>	5.0	– 0	5.0
Designated ports specified for entry by foreign vessels	<b>1.0</b>	1.0	– 0	1.0
Compliance with RFMO port state obligations	<b>1.0</b>	1.0	– 0	1.0

## General score 2.27 ▲ 0.07

### General score by vulnerability 1.78 – 0

Related Indicators	2023	2021	2019-2021 change	2019
Trade balance for fisheries products	<b>1.0</b>	1.0	– 0	1.0
Share of global imports	<b>3.0</b>	3.0	– 0	3.0
Perception of levels of corruption	<b>2.0</b>	2.0	– 0	2.0
Gross national income per capita	<b>1.0</b>	1.0	– 0	5.0
Volume of catches	<b>2.0</b>	2.0	– 0	2.0

### General score by prevalence 3.14 ▲ 0.85

Carded' under the EU IUU Regulation	<b>1.0</b>	1.0	– 0	3.0
Identified' by NOAA for IUU fishing	<b>4.0</b>	1.0	▲ 3.0	1.0
Mentions of IUU fishing in media reports	<b>4.0</b>	4.0	– 0	1.0

### General score by response 2.14 ▼ 0.29

Mandatory vessel tracking for commercial seagoing fleet	<b>1.0</b>	1.0	– 0	5.0
Demand for MSC products	<b>4.0</b>	5.0	▼ 1.0	4.0
Ratification/accession of UNCLOS Convention	<b>1.0</b>	1.0	– 0	1.0
Ratification/accession of UNFSA	<b>5.0</b>	5.0	– 0	5.0
Mentions in media reports to combatting IUU fishing	<b>4.0</b>	5.0	▼ 1.0	5.0
Have a NPOA-IUU	<b>1.0</b>	1.0	– 0	1.0
Market State is contracting party or cooperating non-contracting party to relevant RFMOs	<b>1.0</b>	1.0	– 0	1.0