

2023 Country profile

Saint Lucia


World ranking
59 of 152 countries ▲ **41**

Caribbean & Central America
7 of 21 countries ▲ **9**

West Atlantic ranking
9 of 29 countries ▲ **12**

2023
IUU
Score

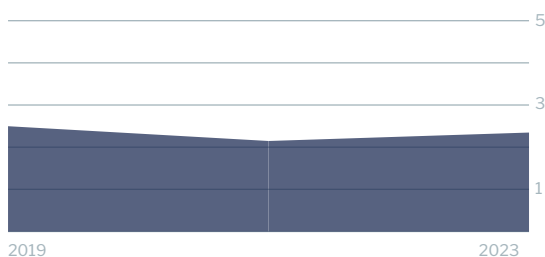
2.33



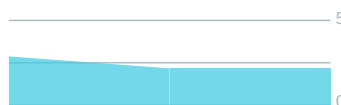
2.19 Coastal
1.47 Flag
3.27 Port
2.44 General

IUU score trends

2021 - 2023 change ▲ **0.20**



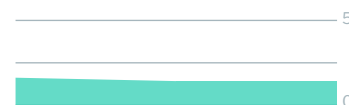
Coastal score trends — 0




Port score trends ▲ 1.07



Flag score trends — 0



General score trends ▼ 0.04



Note: Higher scores, and ranks closer to 1, indicate worse/poor performance. Green or red arrows show change in 2023 compared to 2021.

Coastal score **2.19** — 0

Coastal score by vulnerability **2.17** — 0

| Related Indicators | 2023 | 2021 | 2021-2023 change | 2019 |
|---|------|------|------------------|------|
| Size of EEZ | 1.0 | 1.0 | — 0 | 1.0 |
| Agreement over all maritime boundaries | 5.0* | 5.0 | — 0 | 5.0 |
| Dependency on fish for protein | 4.0 | 4.0 | — 0 | 3.0 |
| Authorise foreign vessels to operate in EEZ | 1.0 | 1.0 | — 0 | 1.0 |

* indicates that scores from the 2021 version of the Index have been used due to 2023 data not being available

Coastal score by prevalence **2.60** — 0

| | | | | |
|--|-----|-----|-----|-----|
| Has MSC-certified fisheries | 5.0 | 5.0 | — 0 | 5.0 |
| Views of MCS practitioners on coastal compliance incidents | 1.0 | 1.0 | — 0 | 1.0 |

Coastal score by response **1.80** — 0

| | | | | |
|---|------|-----|-----|-----|
| Coastal State is contracting party or cooperating non-contracting party to all relevant RFMOs | 3.0 | 3.0 | — 0 | 3.0 |
| Operate a national VMS/FMC centre | 1.0* | 1.0 | — 0 | 5.0 |

* indicates that scores from the 2021 version of the Index have been used due to 2023 data not being available

Flag score 1.47 – 0


Flag score by vulnerability 1.00 – 0

| Related Indicators | 2023 | 2021 | 2021-2023 change | 2019 |
|---|----------------|----------------|------------------|----------------|
| Distant water vessels on RFMO RAVs | 1.0 | 1.0 | – 0 | 1.0 |
| Distant water vessels under several RFMOs | not applicable | not applicable | | not applicable |

Flag score by prevalence 1.00 – 0

| | | | | |
|--|-----|-----|-----|-----|
| Vessels on IUU lists | 1.0 | 1.0 | – 0 | 1.0 |
| View of fisheries observers on flag state compliance incidents | 1.0 | 1.0 | – 0 | 1.0 |
| Views of MCS practitioners on flag state compliance incidents | 1.0 | 1.0 | – 0 | 1.0 |

Flag score by response 2.60 – 0

| | | | | |
|--|----------------|----------------|-----|----------------|
| Accepted FAO Compliance Agreement | 1.0 | 1.0 | – 0 | 1.0 |
| Registered vessels with foreign or unknown ownership  | not available | not available | | 5.0 |
| Provision of vessel data for inclusion in Global Record | 5.0 | 5.0 | – 0 | 5.0 |
| Compliance with RFMO flag state obligations | not applicable | not applicable | | not applicable |
| Flag State is contracting party or cooperating non-contracting party to all relevant RFMOs | 1.0 | 1.0 | – 0 | 1.0 |

 Indicator “Authorised vessel data provided to FAO HSVAR” used in 2019 has changed to “Registered vessels with foreign or unknown ownership” since 2021.

Port score 3.27 ▲ 1.07

Port score by vulnerability 4.50 ▲ 1.00

| Related Indicators | 2023 | 2021 | 2021-2023 change | 2019 |
|---|------|------|------------------|------|
| Number of fishing ports | 4.0 | 2.0 | ▲ 2.0 | 2.0 |
| Port visits by foreign fishing or carrier vessels | 5.0* | 5.0 | – 0 | 5.0 |

Port score by prevalence 1.00 – 0

| | | | | |
|--|-----|-----|-----|-----|
| Views of MCS practitioners on port compliance incidents | 1.0 | 1.0 | – 0 | 1.0 |
| View of fisheries observers on port compliance incidents | 1.0 | 1.0 | – 0 | 1.0 |

* Indicates that scores from the 2021 version of the Index have been used due to 2023 data not being available

Port score by response 5.00 ▲ 2.40

| Related Indicators | 2023 | 2021 | 2019-2021 change | 2019 |
|---|----------------|----------------|------------------|----------------|
| Party to the PSMA | 5.0 | 5.0 | — 0 | 5.0 |
| Designated ports specified for entry by foreign vessels | 5.0 | 1.0 | ▲ 4.0 | 5.0 |
| Compliance with RFMO port state obligations | not applicable | not applicable | | not applicable |

General score 2.44 ▼ 0.04

General score by vulnerability 2.22 ▼ 0.11

| Related Indicators | 2023 | 2021 | 2019-2021 change | 2019 |
|--------------------------------------|------|------|------------------|------|
| Trade balance for fisheries products | 4.0 | 5.0 | ▼ 1.0 | 5.0 |
| Share of global imports | 1.0 | 1.0 | — 0 | 1.0 |
| Perception of levels of corruption | 3.0 | 3.0 | — 0 | 3.0 |
| Gross national income per capita | 2.0 | 2.0 | — 0 | 3.0 |
| Volume of catches | 1.0 | 1.0 | — 0 | 1.0 |

General score by prevalence 1.00 — 0

| | | | | |
|--|-----|-----|-----|-----|
| Carded' under the EU IUU Regulation | 1.0 | 1.0 | — 0 | 1.0 |
| Identified' by NOAA for IUU fishing | 1.0 | 1.0 | — 0 | 1.0 |
| Mentions of IUU fishing in media reports | 1.0 | 1.0 | — 0 | 1.0 |

General score by response 3.55 — 0

| | | | | |
|--|-----------------|----------------|-----|---------------|
| Mandatory vessel tracking for commercial seagoing fleet | not applicable* | not applicable | | not available |
| Demand for MSC products | 5.0 | 5.0 | — 0 | 5.0 |
| Ratification/accession of UNCLOS Convention | 1.0 | 1.0 | — 0 | 1.0 |
| Ratification/accession of UNFSA | 1.0 | 1.0 | — 0 | 1.0 |
| Mentions in media reports to combatting IUU fishing | 5.0 | 5.0 | — 0 | 5.0 |
| Have a NPOA-IUU | 5.0* | 5.0 | — 0 | 5.0 |
| Market State is contracting party or cooperating non-contracting party to relevant RFMOs | 1.0 | 1.0 | — 0 | 1.0 |

* indicates that scores from the 2021 version of the Index have been used due to 2023 data not being available