

2023 Country profile

Nigeria


World ranking
39 of 152 countries ▼ 4

Africa
16 of 38 countries ▼ 3

East Atlantic ranking
10 of 41 countries ▼ 1

2023
IIU
Score

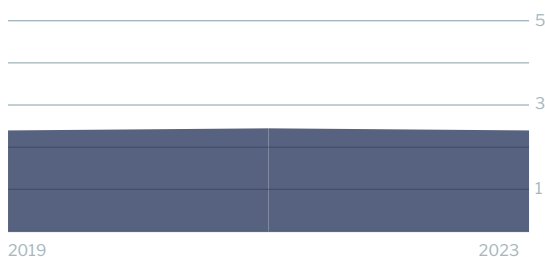
2.40



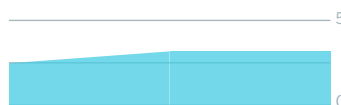
3.19 Coastal
1.95 Flag
1.83 Port
2.63 General

IIU score trends

2021 - 2023 change ▼ 0.04




Coastal score trends — 0




Port score trends ▼ 0.78



Flag score trends — 0



General score trends ▲ 0.36



Note: Higher scores, and ranks closer to 1, indicate worse/poor performance. Green or red arrows show change in 2023 compared to 2021.

Coastal score **3.19** — 0

Coastal score by vulnerability **3.00** — 0

Related Indicators	2023	2021	2021-2023 change	2019
Size of EEZ	3.0	3.0	— 0	3.0
Agreement over all maritime boundaries	1.0	1.0	— 0	1.0
Dependency on fish for protein	1.0	1.0	— 0	2.0
Authorise foreign vessels to operate in EEZ	5.0	5.0	— 0	5.0

Coastal score by prevalence **3.20** — 0

Has MSC-certified fisheries	5.0	5.0	— 0	5.0
Views of MCS practitioners on coastal compliance incidents	2.0	2.0	— 0	2.0

Coastal score by response **3.40** — 0

Coastal State is contracting party or cooperating non-contracting party to all relevant RFMOs	1.0	1.0	— 0	1.0
Operate a national VMS/FMC centre	5.0	5.0	— 0	1.0

Flag score 1.95 – 0


Flag score by vulnerability 1.00 – 0

Related Indicators	2023	2021	2021-2023 change	2019
Distant water vessels on RFMO RAVs	1.0	1.0	– 0	1.0
Distant water vessels under several RFMOs	not applicable	not applicable		not applicable

Flag score by prevalence 1.67 – 0

Vessels on IUU lists	3.0	3.0	– 0	3.0
View of fisheries observers on flag state compliance incidents	1.0	1.0	– 0	1.0
Views of MCS practitioners on flag state compliance incidents	1.0	1.0	– 0	2.0

Flag score by response 2.63 – 0

Accepted FAO Compliance Agreement	not applicable	not applicable		not applicable
Registered vessels with foreign or unknown ownership 	3.0	3.0	– 0	not available
Provision of vessel data for inclusion in Global Record	5.0	5.0	– 0	5.0
Compliance with RFMO flag state obligations	2.0	2.0	– 0	3.0
Flag State is contracting party or cooperating non-contracting party to all relevant RFMOs	1.0	1.0	– 0	1.0

 Indicator “Authorised vessel data provided to FAO HSVAR” used in 2019 has changed to “Registered vessels with foreign or unknown ownership” since 2021.

Port score 1.83 ▼ 0.78

Port score by vulnerability 4.00 – 0

Related Indicators	2023	2021	2021-2023 change	2019
Number of fishing ports	3.0	3.0	– 0	3.0
Port visits by foreign fishing or carrier vessels	5.0	5.0	– 0	5.0

Port score by prevalence 1.00 ▲ 0.50

Views of MCS practitioners on port compliance incidents	2.0	1.0	▲ 1.0	2.0
View of fisheries observers on port compliance incidents	1.0	1.0	– 0	1.0

Port score by response 1.00 ▼ 2.13

Related Indicators	2023	2021	2019-2021 change	2019
Party to the PSMA	1.0	5.0	▼ 4.0	5.0
Designated ports specified for entry by foreign vessels	1.0	1.0	— 0	1.0
Compliance with RFMO port state obligations	1.0	4.0	▼ 3.0	1.0

General score 2.63 ▲ 0.36

General score by vulnerability 3.44 — 0

Related Indicators	2023	2021	2019-2021 change	2019
Trade balance for fisheries products	5.0	5.0	— 0	5.0
Share of global imports	2.0	2.0	— 0	2.0
Perception of levels of corruption	4.0	4.0	— 0	4.0
Gross national income per capita	4.0	4.0	— 0	4.0
Volume of catches	2.0	2.0	— 0	1.0

General score by prevalence 1.86 ▲ 0.86

Carded' under the EU IUU Regulation	1.0	1.0	— 0	1.0
Identified' by NOAA for IUU fishing	1.0	1.0	— 0	1.0
Mentions of IUU fishing in media reports	3.0	1.0	▲ 2.0	4.0

General score by response 2.45 ▲ 0.31

Mandatory vessel tracking for commercial seagoing fleet	<i>not applicable</i>	1.0		1.0
Demand for MSC products	5.0	5.0	— 0	5.0
Ratification/accession of UNCLOS Convention	1.0	1.0	— 0	1.0
Ratification/accession of UNFSA	1.0	1.0	— 0	1.0
Mentions in media reports to combatting IUU fishing	5.0	5.0	— 0	5.0
Have a NPOA-IUU	1.0	1.0	— 0	1.0
Market State is contracting party or cooperating non-contracting party to relevant RFMOs	1.0	1.0	— 0	1.0