

2023 Country profile

Mauritania


World ranking
36 of 152 countries ▲ 7

Africa
13 of 38 countries ▲ 3

East Atlantic ranking
8 of 41 countries ▲ 4

2023
IUU
Score

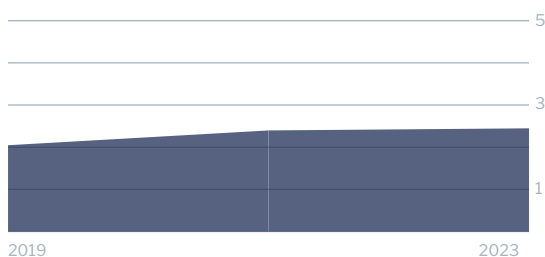
2.44



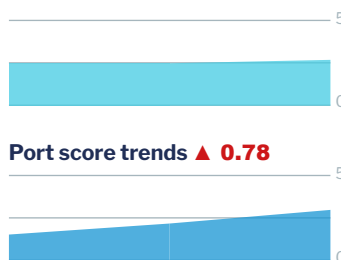
2.69 Coastal
1.75 Flag
3.00 Port
2.43 General

IUU score trends

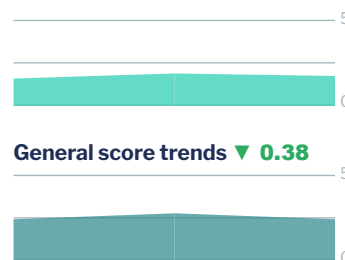
2021 - 2023 change ▲ 0.04



Coastal score trends ▲ 0.19



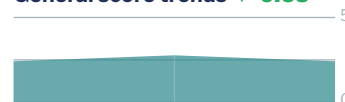
Flag score trends ▼ 0.15



Port score trends ▲ 0.78



General score trends ▼ 0.38



Note: Higher scores, and ranks closer to 1, indicate worse/poor performance. Green or red arrows show change in 2023 compared to 2021.

Coastal score **2.69** ▲ 0.19

Coastal score by vulnerability **3.67** – 0

| Related Indicators | 2023 | 2021 | 2021-2023 change | 2019 |
|---|------------|------|------------------|------|
| Size of EEZ | 3.0 | 3.0 | – 0 | 3.0 |
| Agreement over all maritime boundaries | 5.0 | 5.0 | – 0 | 5.0 |
| Dependency on fish for protein | 1.0 | 1.0 | – 0 | 1.0 |
| Authorise foreign vessels to operate in EEZ | 5.0 | 5.0 | – 0 | 5.0 |

Coastal score by prevalence **3.20** ▲ 0.60

| | | | | |
|--|------------|-----|-------|-----|
| Has MSC-certified fisheries | 5.0 | 5.0 | – 0 | 5.0 |
| Views of MCS practitioners on coastal compliance incidents | 2.0 | 1.0 | ▲ 1.0 | 1.0 |

Coastal score by response **1.00** – 0

| | | | | |
|---|------------|-----|-----|-----|
| Coastal State is contracting party or cooperating non-contracting party to all relevant RFMOs | 1.0 | 1.0 | – 0 | 1.0 |
| Operate a national VMS/FMC centre | 1.0 | 1.0 | – 0 | 1.0 |

Flag score 1.75 ▼ **0.15**


Flag score by vulnerability 1.00 – 0

| Related Indicators | 2023 | 2021 | 2021-2023 change | 2019 |
|---|----------------|----------------|------------------|----------------|
| Distant water vessels on RFMO RAVs | 1.0 | 1.0 | – 0 | 1.0 |
| Distant water vessels under several RFMOs | not applicable | not applicable | | not applicable |

Flag score by prevalence 1.00 – 0

| | | | | |
|--|-----|-----|-----|-----|
| Vessels on IUU lists | 1.0 | 1.0 | – 0 | 1.0 |
| View of fisheries observers on flag state compliance incidents | 1.0 | 1.0 | – 0 | 1.0 |
| Views of MCS practitioners on flag state compliance incidents | 1.0 | 1.0 | – 0 | 1.0 |

Flag score by response 2.88 ▼ **0.37**

| | | | | |
|--|----------------|----------------|-------|----------------|
| Accepted FAO Compliance Agreement | not applicable | not applicable | | not applicable |
| Registered vessels with foreign or unknown ownership  | 5.0 | 5.0 | – 0 | not available |
| Provision of vessel data for inclusion in Global Record | 5.0 | 5.0 | – 0 | 5.0 |
| Compliance with RFMO flag state obligations | 2.0 | 3.0 | ▼ 1.0 | 2.0 |
| Flag State is contracting party or cooperating non-contracting party to all relevant RFMOs | 1.0 | 1.0 | – 0 | 1.0 |

 Indicator “Authorised vessel data provided to FAO HSVAR” used in 2019 has changed to “Registered vessels with foreign or unknown ownership” since 2021.

Port score 3.00 ▲ **0.78**

Port score by vulnerability 4.00 ▲ **0.50**

| Related Indicators | 2023 | 2021 | 2021-2023 change | 2019 |
|---|------|------|------------------|------|
| Number of fishing ports | 3.0 | 2.0 | ▲ 1.0 | 2.0 |
| Port visits by foreign fishing or carrier vessels | 5.0 | 5.0 | – 0 | 5.0 |

Port score by prevalence 1.00 ▲ **0.50**

| | | | | |
|--|-----|-----|-------|-----|
| Views of MCS practitioners on port compliance incidents | 2.0 | 1.0 | ▲ 1.0 | 1.0 |
| View of fisheries observers on port compliance incidents | 1.0 | 1.0 | – 0 | 1.0 |

Port score by response 3.63 ▲ 1.13

| Related Indicators | 2023 | 2021 | 2019-2021 change | 2019 |
|---|------|------|------------------|------|
| Party to the PSMA | 1.0 | 1.0 | — 0 | 1.0 |
| Designated ports specified for entry by foreign vessels | 5.0 | 5.0 | — 0 | 1.0 |
| Compliance with RFMO port state obligations | 4.0 | 1.0 | ▲ 3.0 | 1.0 |

General score 2.43 ▼ 0.38

General score by vulnerability 3.56 — 0

| Related Indicators | 2023 | 2021 | 2019-2021 change | 2019 |
|--------------------------------------|------|------|------------------|------|
| Trade balance for fisheries products | 5.0 | 5.0 | — 0 | 5.0 |
| Share of global imports | 1.0 | 1.0 | — 0 | 1.0 |
| Perception of levels of corruption | 4.0 | 4.0 | — 0 | 4.0 |
| Gross national income per capita | 4.0 | 5.0 | ▼ 1.0 | 5.0 |
| Volume of catches | 3.0 | 2.0 | ▲ 1.0 | 2.0 |

General score by prevalence 1.00 ▼ 0.86

| | | | | |
|--|-----|-----|-------|-----|
| Carded' under the EU IUU Regulation | 1.0 | 1.0 | — 0 | 1.0 |
| Identified' by NOAA for IUU fishing | 1.0 | 1.0 | — 0 | 1.0 |
| Mentions of IUU fishing in media reports | 1.0 | 3.0 | ▼ 2.0 | 2.0 |

General score by response 2.43 ▼ 0.39

| | | | | |
|--|-----|----------------|-----|-----|
| Mandatory vessel tracking for commercial seagoing fleet | 1.0 | not applicable | | 1.0 |
| Demand for MSC products | 5.0 | 5.0 | — 0 | 5.0 |
| Ratification/accession of UNCLOS Convention | 1.0 | 1.0 | — 0 | 1.0 |
| Ratification/accession of UNFSA | 5.0 | 5.0 | — 0 | 5.0 |
| Mentions in media reports to combatting IUU fishing | 5.0 | 5.0 | — 0 | 4.0 |
| Have a NPOA-IUU | 1.0 | 1.0 | — 0 | 1.0 |
| Market State is contracting party or cooperating non-contracting party to relevant RFMOs | 1.0 | 1.0 | — 0 | 1.0 |