

2023 Country profile

Madagascar


World ranking
25 of 152 countries ▲ 32

Africa
8 of 38 countries ▲ 11

West Indian Ocean ranking
6 of 22 countries ▲ 5

2023
IUU
Score

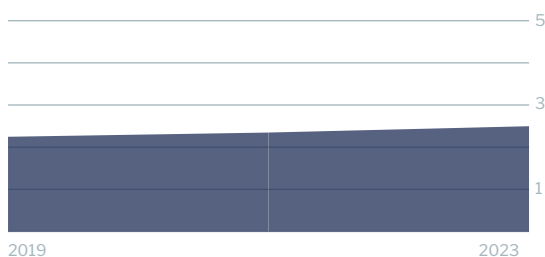
2.52




3.25 Coastal
1.88 Flag
1.83 Port
3.11 General

IUU score trends

2021 - 2023 change ▲ 0.19




Coastal score trends ▲ 0.25




Port score trends ▼ 0.17



Flag score trends ▲ 0.13



General score trends ▲ 0.48



Note: Higher scores, and ranks closer to 1, indicate worse/poor performance. Green or red arrows show change in 2023 compared to 2021.

Coastal score **3.25** ▲ 0.25

Coastal score by vulnerability **4.33** – 0

Related Indicators	2023	2021	2021-2023 change	2019
Size of EEZ	5.0	5.0	– 0	5.0
Agreement over all maritime boundaries	5.0	5.0	– 0	5.0
Dependency on fish for protein	1.0	1.0	– 0	1.0
Authorise foreign vessels to operate in EEZ	5.0	5.0	– 0	5.0

Coastal score by prevalence **2.60** – 0

Has MSC-certified fisheries	5.0	5.0	– 0	5.0
Views of MCS practitioners on coastal compliance incidents	1.0	1.0	– 0	1.0

Coastal score by response **2.60** ▲ 0.80

Coastal State is contracting party or cooperating non-contracting party to all relevant RFMOs	5.0	3.0	▲ 2.0	3.0
Operate a national VMS/FMC centre	1.0	1.0	– 0	1.0

Flag score 1.88 ▲ 0.13


Flag score by vulnerability 1.00 – 0

Related Indicators	2023	2021	2021-2023 change	2019
Distant water vessels on RFMO RAVs	1.0	1.0	– 0	1.0
Distant water vessels under several RFMOs	1.0	1.0	– 0	1.0

Flag score by prevalence 1.33 ▲ 0.33

Vessels on IUU lists	2.0	1.0	▲ 1.0	1.0
View of fisheries observers on flag state compliance incidents	1.0	1.0	– 0	1.0
Views of MCS practitioners on flag state compliance incidents	1.0	1.0	– 0	1.0

Flag score by response 3.00 – 0

Accepted FAO Compliance Agreement	1.0	1.0	– 0	1.0
Registered vessels with foreign or unknown ownership 	5.0	5.0	– 0	5.0
Provision of vessel data for inclusion in Global Record	5.0	5.0	– 0	5.0
Compliance with RFMO flag state obligations	3.0	3.0	– 0	2.0
Flag State is contracting party or cooperating non-contracting party to all relevant RFMOs	1.0	1.0	– 0	1.0

 Indicator “Authorised vessel data provided to FAO HSVAR” used in 2019 has changed to “Registered vessels with foreign or unknown ownership” since 2021.

Port score 1.83 ▼ 0.17

Port score by vulnerability 4.00 – 0

Related Indicators	2023	2021	2021-2023 change	2019
Number of fishing ports	3.0	3.0	– 0	3.0
Port visits by foreign fishing or carrier vessels	5.0	5.0	– 0	5.0

Port score by prevalence 1.00 ▲ 0.50

Views of MCS practitioners on port compliance incidents	2.0	1.0	▲ 1.0	1.0
View of fisheries observers on port compliance incidents	1.0	1.0	– 0	4.0

Port score by response 1.00 ▼ 0.75

Related Indicators	2023	2021	2019-2021 change	2019
Party to the PSMA	1.0	1.0	— 0	1.0
Designated ports specified for entry by foreign vessels	1.0	1.0	— 0	1.0
Compliance with RFMO port state obligations	1.0	3.0	▼ 2.0	3.0

General score 3.11 ▲ 0.48

General score by vulnerability 3.11 ▼ 0.22

Related Indicators	2023	2021	2019-2021 change	2019
Trade balance for fisheries products	3.0	5.0	▼ 2.0	4.0
Share of global imports	1.0	1.0	— 0	1.0
Perception of levels of corruption	4.0	4.0	— 0	4.0
Gross national income per capita	5.0	5.0	— 0	5.0
Volume of catches	1.0	1.0	— 0	1.0

General score by prevalence 1.86 ▲ 0.86

Carded' under the EU IUU Regulation	1.0	1.0	— 0	1.0
Identified' by NOAA for IUU fishing	1.0	1.0	— 0	1.0
Mentions of IUU fishing in media reports	3.0	1.0	▲ 2.0	1.0

General score by response 3.91 ▲ 0.91

Mandatory vessel tracking for commercial seagoing fleet	<i>not applicable</i>	1.0		1.0
Demand for MSC products	5.0	5.0	— 0	5.0
Ratification/accession of UNCLOS Convention	1.0	1.0	— 0	1.0
Ratification/accession of UNFSA	5.0	5.0	— 0	5.0
Mentions in media reports to combatting IUU fishing	5.0	3.0	▲ 2.0	4.0
Have a NPOA-IUU	5.0	5.0	— 0	1.0
Market State is contracting party or cooperating non-contracting party to relevant RFMOs	1.0	1.0	— 0	1.0