



2023 Country profile

# Indonesia

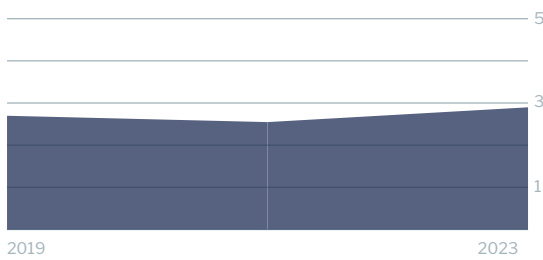
World ranking  
6 of 152 countries ▲ 14

Asia  
3 of 20 countries ▲ 3

East Indian Ocean ranking  
2 of 9 countries ▼ 1


Western Pacific ranking  
3 of 29 countries ▲ 4

IUU score trends  
2021 - 2023 change ▲ 0.34



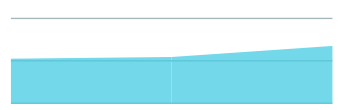
2023 IUU Score

**2.89**

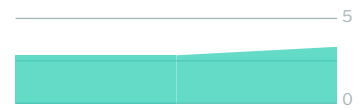


3.38 Coastal  
3.33 Flag  
2.56 Port  
2.47 General

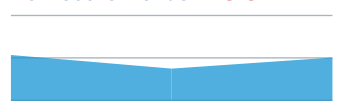
Coastal score trends ▲ 0.63




Flag score trends ▲ 0.50



Port score trends ▲ 0.67



General score trends ▼ 0.13



Note: Higher scores, and ranks closer to 1, indicate worse/poor performance. Green or red arrows show change in 2023 compared to 2021.

## Coastal score **3.38** ▲ 0.63

### Coastal score by vulnerability **3.67** – 0

Related Indicators	2023	2021	2021-2023 change	2019
Size of EEZ	5.0	5.0	– 0	5.0
Agreement over all maritime boundaries	5.0	5.0	– 0	5.0
Dependency on fish for protein	5.0	5.0	– 0	4.0
Authorise foreign vessels to operate in EEZ	1.0	1.0	– 0	1.0

### Coastal score by prevalence **4.60** ▲ 1.20

Related Indicators	2023	2021	2021-2023 change	2019
Has MSC-certified fisheries	4.0	4.0	– 0	5.0
Views of MCS practitioners on coastal compliance incidents	5.0	3.0	▲ 2.0	2.0

### Coastal score by response **1.80** ▲ 0.80

Related Indicators	2023	2021	2021-2023 change	2019
Coastal State is contracting party or cooperating non-contracting party to all relevant RFMOs	3.0	1.0	▲ 2.0	1.0
Operate a national VMS/FMC centre	1.0	1.0	– 0	1.0

**Flag score** 3.33 ▲ **0.50**


**Flag score by vulnerability** 4.00 – 0

Related Indicators	2023	2021	2021-2023 change	2019
Distant water vessels on RFMO RAVs	5.0	5.0	– 0	4.0
Distant water vessels under several RFMOs	3.0	3.0	– 0	3.0

**Flag score by prevalence** 3.33 ▲ **1.33**

Vessels on IUU lists	5.0	3.0	▲ <b>2.0</b>	4.0
View of fisheries observers on flag state compliance incidents	1.0	1.0	– 0	2.0
Views of MCS practitioners on flag state compliance incidents	4.0	2.0	▲ <b>2.0</b>	1.0

**Flag score by response** 2.89 – 0

Accepted FAO Compliance Agreement	5.0	5.0	– 0	5.0
Registered vessels with foreign or unknown ownership 	2.0	2.0	– 0	not available
Provision of vessel data for inclusion in Global Record	1.0	1.0	– 0	1.0
Compliance with RFMO flag state obligations	5.0	5.0	– 0	5.0
Flag State is contracting party or cooperating non-contracting party to all relevant RFMOs	1.0	1.0	– 0	1.0

 Indicator “Authorised vessel data provided to FAO HSVAR” used in 2019 has changed to “Registered vessels with foreign or unknown ownership” since 2021.

**Port score** 2.56 ▲ **0.67**

**Port score by vulnerability** 5.00 – 0

Related Indicators	2023	2021	2021-2023 change	2019
Number of fishing ports	5.0	5.0	– 0	5.0
Port visits by foreign fishing or carrier vessels	5.0	5.0	– 0	5.0

**Port score by prevalence** 1.00 ▲ **2.00**

Views of MCS practitioners on port compliance incidents	3.0	1.0	▲ <b>2.0</b>	2.0
View of fisheries observers on port compliance incidents	3.0	1.0	▲ <b>2.0</b>	1.0

## Port score by response 1.00 – 0

Related Indicators	2023	2021	2019-2021 change	2019
Party to the PSMA	1.0	1.0	– 0	1.0
Designated ports specified for entry by foreign vessels	1.0	1.0	– 0	1.0
Compliance with RFMO port state obligations	1.0	1.0	– 0	5.0

## General score 2.47 ▼ 0.13

### General score by vulnerability 4.00 – 0

Related Indicators	2023	2021	2019-2021 change	2019
Trade balance for fisheries products	5.0	5.0	– 0	5.0
Share of global imports	1.0	1.0	– 0	1.0
Perception of levels of corruption	4.0	4.0	– 0	4.0
Gross national income per capita	4.0	4.0	– 0	4.0
Volume of catches	5.0	5.0	– 0	5.0

### General score by prevalence 2.29 – 0

Carded' under the EU IUU Regulation	1.0	1.0	– 0	1.0
Identified' by NOAA for IUU fishing	1.0	1.0	– 0	1.0
Mentions of IUU fishing in media reports	4.0	4.0	– 0	4.0

### General score by response 1.57 ▼ 0.29

Mandatory vessel tracking for commercial seagoing fleet	1.0	1.0	– 0	1.0
Demand for MSC products	5.0	5.0	– 0	5.0
Ratification/accession of UNCLOS Convention	1.0	1.0	– 0	1.0
Ratification/accession of UNFSA	1.0	1.0	– 0	1.0
Mentions in media reports to combatting IUU fishing	1.0	1.0	– 0	1.0
Have a NPOA-IUU	1.0	1.0	– 0	1.0
Market State is contracting party or cooperating non-contracting party to relevant RFMOs	1.0	3.0	▼ 2.0	3.0