



2023 Country profile

Iceland


World ranking
147 of 152 countries ▼ 26

Europe
27 of 31 countries ▼ 13

East Atlantic ranking
38 of 41 countries ▼ 8

2023 IUU Score

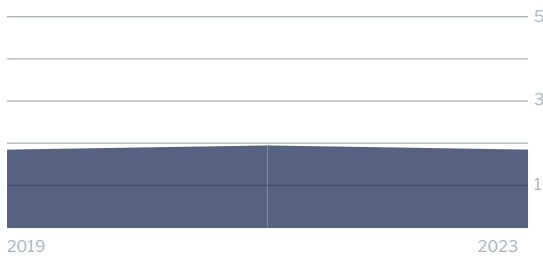
1.84



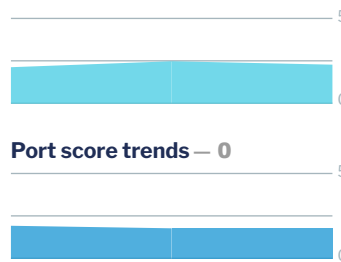
2.31 Coastal
1.58 Flag
1.78 Port
1.83 General

IUU score trends

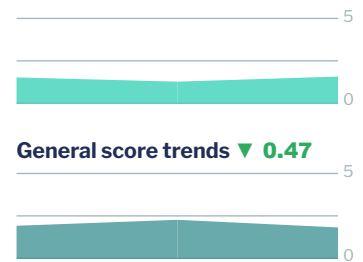
2021 - 2023 change ▼ 0.11



Coastal score trends ▼ 0.19



Flag score trends ▲ 0.29



Port score trends — 0



General score trends ▼ 0.47



Note: Higher scores, and ranks closer to 1, indicate worse/poor performance. Green or red arrows show change in 2023 compared to 2021.

Coastal score

2.31

▼ 0.19

Coastal score by vulnerability

4.00

— 0

Related Indicators	2023	2021	2021-2023 change	2019
Size of EEZ	4.0	4.0	— 0	4.0
Agreement over all maritime boundaries	1.0*	1.0	— 0	1.0
Dependency on fish for protein	5.0	5.0	— 0	5.0
Authorise foreign vessels to operate in EEZ	5.0	5.0	— 0	5.0

* indicates that scores from the 2021 version of the Index have been used due to 2023 data not being available

Coastal score by prevalence

1.60

▼ 0.60

Related Indicators	2023	2021	2021-2023 change	2019
Has MSC-certified fisheries	1.0	1.0	— 0	1.0
Views of MCS practitioners on coastal compliance incidents	2.0	3.0	▼ 1.0	1.0

Coastal score by response

1.00

— 0

Related Indicators	2023	2021	2021-2023 change	2019
Coastal State is contracting party or cooperating non-contracting party to all relevant RFMOs	1.0	1.0	— 0	1.0
Operate a national VMS/FMC centre	1.0*	1.0	— 0	1.0

* indicates that scores from the 2021 version of the Index have been used due to 2023 data not being available

Flag score 1.58 ▲ 0.29


Flag score by vulnerability 2.00 ▲ 0.50

Related Indicators	2023	2021	2021-2023 change	2019
Distant water vessels on RFMO RAVs	3.0	2.0	▲ 1.0	2.0
Distant water vessels under several RFMOs	1.0	1.0	– 0	3.0

Flag score by prevalence 1.00 – 0

Vessels on IUU lists	1.0	1.0	– 0	1.0
View of fisheries observers on flag state compliance incidents	1.0	1.0	– 0	1.0
Views of MCS practitioners on flag state compliance incidents	1.0	1.0	– 0	1.0

Flag score by response 1.89 ▲ 0.45

Accepted FAO Compliance Agreement	5.0	5.0	– 0	5.0
Registered vessels with foreign or unknown ownership 	2.0	1.0	▲ 1.0	not available
Provision of vessel data for inclusion in Global Record	1.0	1.0	– 0	1.0
Compliance with RFMO flag state obligations	2.0	1.0	▲ 1.0	1.0
Flag State is contracting party or cooperating non-contracting party to all relevant RFMOs	1.0	1.0	– 0	1.0

 Indicator “Authorised vessel data provided to FAO HSVAR” used in 2019 has changed to “Registered vessels with foreign or unknown ownership” since 2021.

Port score 1.78 – 0

Port score by vulnerability 4.50 – 0

Related Indicators	2023	2021	2021-2023 change	2019
Number of fishing ports	4.0	4.0	– 0	4.0
Port visits by foreign fishing or carrier vessels	5.0*	5.0	– 0	5.0

Port score by prevalence 1.00 – 0

Views of MCS practitioners on port compliance incidents	1.0	1.0	– 0	1.0
View of fisheries observers on port compliance incidents	1.0	1.0	– 0	1.0

* Indicates that scores from the 2021 version of the Index have been used due to 2023 data not being available

Port score by response 1.00 – 0

Related Indicators	2023	2021	2019-2021 change	2019
Party to the PSMA	1.0	1.0	– 0	1.0
Designated ports specified for entry by foreign vessels	1.0	1.0	– 0	not applicable
Compliance with RFMO port state obligations	1.0	1.0	– 0	1.0

General score 1.83 ▼ 0.47

General score by vulnerability 2.22 ▼ 0.67

Related Indicators	2023	2021	2019-2021 change	2019
Trade balance for fisheries products	5.0	5.0	– 0	5.0
Share of global imports	1.0	1.0	– 0	1.0
Perception of levels of corruption	2.0	4.0	▼ 2.0	2.0
Gross national income per capita	1.0	1.0	– 0	1.0
Volume of catches	3.0	3.0	– 0	3.0

General score by prevalence 1.00 ▼ 0.86

Carded' under the EU IUU Regulation	1.0	1.0	– 0	1.0
Identified' by NOAA for IUU fishing	1.0	1.0	– 0	1.0
Mentions of IUU fishing in media reports	1.0	3.0	▼ 2.0	1.0

General score by response 2.00 ▼ 0.14

Mandatory vessel tracking for commercial seagoing fleet	1.0 [*]	1.0	– 0	1.0
Demand for MSC products	4.0	5.0	▼ 1.0	4.0
Ratification/accession of UNCLOS Convention	1.0	1.0	– 0	1.0
Ratification/accession of UNFSA	1.0	1.0	– 0	1.0
Mentions in media reports to combatting IUU fishing	5.0	5.0	– 0	5.0
Have a NPOA-IUU	1.0 [*]	1.0	– 0	not available
Market State is contracting party or cooperating non-contracting party to relevant RFMOs	1.0	1.0	– 0	1.0

^{*} indicates that scores from the 2021 version of the Index have been used due to 2023 data not being available