

2023 Country profile

Grenada


World ranking
43 of 152 countries ▼ 1

Caribbean & Central America
3 of 21 countries ▲ 2

West Atlantic ranking
6 of 29 countries ▲ 2

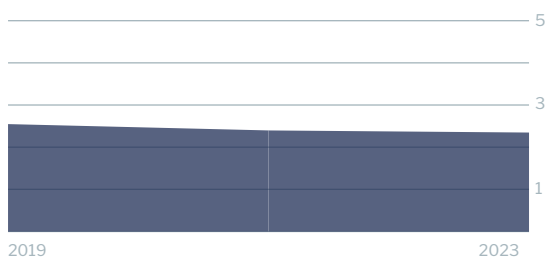
2023
IUU
Score

2.37




1.94 Coastal
2.05 Flag
2.33 Port
2.83 General

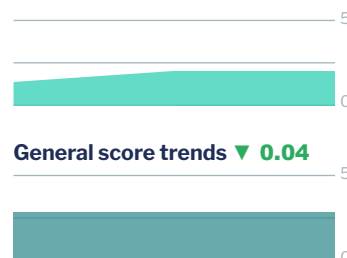
IUU score trends
2021 - 2023 change ▼ 0.03



Coastal score trends ▲ 0.06



Flag score trends – 0



Port score trends ▼ 0.11



General score trends ▼ 0.04



Note: Higher scores, and ranks closer to 1, indicate worse/poor performance. Green or red arrows show change in 2023 compared to 2021.

Coastal score **1.94** ▲ 0.06

Coastal score by vulnerability **2.17** ▲ 0.17

Related Indicators	2023	2021	2021-2023 change	2019
Size of EEZ	1.0	1.0	– 0	1.0
Agreement over all maritime boundaries	5.0*	5.0	– 0	5.0
Dependency on fish for protein	4.0	3.0	▲ 1.0	3.0
Authorise foreign vessels to operate in EEZ	1.0	1.0	– 0	1.0

* indicates that scores from the 2021 version of the Index have been used due to 2023 data not being available

Coastal score by prevalence **2.60** – 0

Has MSC-certified fisheries	5.0	5.0	– 0	5.0
Views of MCS practitioners on coastal compliance incidents	1.0	1.0	– 0	1.0

Coastal score by response **1.00** – 0

Coastal State is contracting party or cooperating non-contracting party to all relevant RFMOs	1.0	1.0	– 0	1.0
Operate a national VMS/FMC centre	1.0*	1.0	– 0	5.0

* indicates that scores from the 2021 version of the Index have been used due to 2023 data not being available

Flag score 2.05 – 0


Flag score by vulnerability 1.00 – 0

Related Indicators	2023	2021	2021-2023 change	2019
Distant water vessels on RFMO RAVs	1.0	1.0	– 0	1.0
Distant water vessels under several RFMOs	not applicable	not applicable		not applicable

Flag score by prevalence 1.00 – 0

Vessels on IUU lists	1.0	1.0	– 0	1.0
View of fisheries observers on flag state compliance incidents	1.0	1.0	– 0	1.0
Views of MCS practitioners on flag state compliance incidents	1.0	1.0	– 0	1.0

Flag score by response 3.86 – 0

Accepted FAO Compliance Agreement	not applicable	not applicable		not applicable
Registered vessels with foreign or unknown ownership 	not available	not available		not available
Provision of vessel data for inclusion in Global Record	5.0	5.0	– 0	5.0
Compliance with RFMO flag state obligations	5.0	5.0	– 0	1.0
Flag State is contracting party or cooperating non-contracting party to all relevant RFMOs	1.0	1.0	– 0	1.0

 Indicator “Authorised vessel data provided to FAO HSVAR” used in 2019 has changed to “Registered vessels with foreign or unknown ownership” since 2021.

Port score 2.33 ▼ 0.11

Port score by vulnerability 4.00 ▼ 0.50

Related Indicators	2023	2021	2021-2023 change	2019
Number of fishing ports	3.0	4.0	▼ 1.0	4.0
Port visits by foreign fishing or carrier vessels	5.0*	5.0	– 0	5.0

Port score by prevalence 1.00 – 0

Views of MCS practitioners on port compliance incidents	1.0	1.0	– 0	1.0
View of fisheries observers on port compliance incidents	1.0	1.0	– 0	1.0

* Indicates that scores from the 2021 version of the Index have been used due to 2023 data not being available



Port score by response 2.50 – 0

Related Indicators	2023	2021	2019-2021 change	2019
Party to the PSMA	1.0	1.0	– 0	5.0
Designated ports specified for entry by foreign vessels	5.0	5.0	– 0	5.0
Compliance with RFMO port state obligations	1.0	1.0	– 0	not applicable

General score 2.83 ▼ 0.04

General score by vulnerability 2.22 ▼ 0.11

Related Indicators	2023	2021	2019-2021 change	2019
Trade balance for fisheries products	2.0	3.0	▼ 1.0	3.0
Share of global imports	1.0	1.0	– 0	1.0
Perception of levels of corruption	3.0	3.0	– 0	not available
Gross national income per capita	3.0	3.0	– 0	3.0
Volume of catches	1.0	1.0	– 0	1.0

General score by prevalence 1.00 – 0

Carded' under the EU IUU Regulation	1.0	1.0	– 0	1.0
Identified' by NOAA for IUU fishing	1.0	1.0	– 0	1.0
Mentions of IUU fishing in media reports	1.0	1.0	– 0	1.0

General score by response 4.14 – 0

Mandatory vessel tracking for commercial seagoing fleet	5.0 [*]	5.0	– 0	5.0
Demand for MSC products	5.0	5.0	– 0	5.0
Ratification/accession of UNCLOS Convention	1.0	1.0	– 0	1.0
Ratification/accession of UNFSA	5.0	5.0	– 0	5.0
Mentions in media reports to combatting IUU fishing	5.0	5.0	– 0	5.0
Have a NPOA-IUU	5.0 [*]	5.0	– 0	5.0
Market State is contracting party or cooperating non-contracting party to relevant RFMOs	1.0	1.0	– 0	1.0

^{*} indicates that scores from the 2021 version of the Index have been used due to 2023 data not being available