

2023 Country profile

Greece


World ranking
114 of 152 countries ▲ 2

Europe
12 of 31 countries

Mediterranean & Black Sea ranking
18 of 26 countries ▲ 1

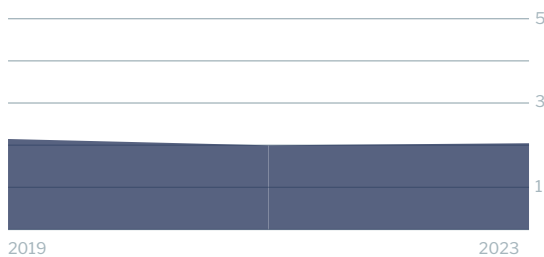
2023
IIU
Score

2.07




3.00 Coastal
1.79 Flag
2.22 Port
1.70 General

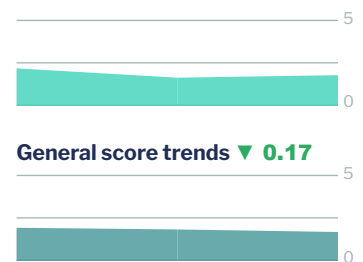
IIU score trends
2021 - 2023 change ▲ 0.08



Coastal score trends ▲ 0.06



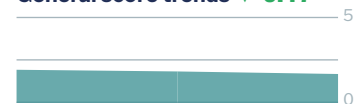
Flag score trends ▲ 0.12



Port score trends ▲ 0.44



General score trends ▼ 0.17



Note: Higher scores, and ranks closer to 1, indicate worse/poor performance. Green or red arrows show change in 2023 compared to 2021.

Coastal score **3.00** ▲ 0.06

Coastal score by vulnerability **3.00** ▲ 0.17

Related Indicators	2023	2021	2021-2023 change	2019
Size of EEZ	4.0	4.0	— 0	4.0
Agreement over all maritime boundaries	5.0*	5.0	— 0	5.0
Dependency on fish for protein	3.0	2.0	▲ 1.0	2.0
Authorise foreign vessels to operate in EEZ	1.0	1.0	— 0	1.0

* indicates that scores from the 2021 version of the Index have been used due to 2023 data not being available

Coastal score by prevalence **2.60** — 0

Has MSC-certified fisheries	5.0	5.0	— 0	5.0
Views of MCS practitioners on coastal compliance incidents	1.0	1.0	— 0	1.0

Coastal score by response **3.40** — 0

Coastal State is contracting party or cooperating non-contracting party to all relevant RFMOs	1.0	1.0	— 0	1.0
Operate a national VMS/FMC centre	5.0*	5.0	— 0	1.0

* indicates that scores from the 2021 version of the Index have been used due to 2023 data not being available

Flag score 1.79 ▲ 0.12


Flag score by vulnerability 3.50 – 0

Related Indicators	2023	2021	2021-2023 change	2019
Distant water vessels on RFMO RAVs	5.0	5.0	– 0	5.0
Distant water vessels under several RFMOs	2.0	2.0	– 0	2.0

Flag score by prevalence 1.00 – 0

Vessels on IUU lists	1.0	1.0	– 0	1.0
View of fisheries observers on flag state compliance incidents	1.0	1.0	– 0	1.0
Views of MCS practitioners on flag state compliance incidents	1.0	1.0	– 0	1.0

Flag score by response 1.44 ▲ 0.33

Accepted FAO Compliance Agreement	1.0	1.0	– 0	1.0
Registered vessels with foreign or unknown ownership 	2.0	2.0	– 0	3.0
Provision of vessel data for inclusion in Global Record	1.0	1.0	– 0	1.0
Compliance with RFMO flag state obligations	2.0	1.0	▲ 1.0	5.0
Flag State is contracting party or cooperating non-contracting party to all relevant RFMOs	1.0	1.0	– 0	1.0

 Indicator “Authorised vessel data provided to FAO HSVAR” used in 2019 has changed to “Registered vessels with foreign or unknown ownership” since 2021.

Port score 2.22 ▲ 0.44

Port score by vulnerability 5.00 ▲ 0.50

Related Indicators	2023	2021	2021-2023 change	2019
Number of fishing ports	5.0	4.0	▲ 1.0	4.0
Port visits by foreign fishing or carrier vessels	5.0*	5.0	– 0	5.0

Port score by prevalence 1.00 – 0

Views of MCS practitioners on port compliance incidents	1.0	1.0	– 0	1.0
View of fisheries observers on port compliance incidents	1.0	1.0	– 0	1.0

* Indicates that scores from the 2021 version of the Index have been used due to 2023 data not being available



Port score by response 1.75 ▲ 0.75

Related Indicators	2023	2021	2019-2021 change	2019
Party to the PSMA	1.0	1.0	— 0	1.0
Designated ports specified for entry by foreign vessels	1.0	1.0	— 0	not applicable
Compliance with RFMO port state obligations	3.0	1.0	▲ 2.0	3.0

General score 1.70 ▼ 0.17

General score by vulnerability 2.00 — 0

Related Indicators	2023	2021	2019-2021 change	2019
Trade balance for fisheries products	1.0	1.0	— 0	1.0
Share of global imports	2.0	2.0	— 0	1.0
Perception of levels of corruption	3.0	3.0	— 0	3.0
Gross national income per capita	2.0	2.0	— 0	2.0
Volume of catches	1.0	1.0	— 0	1.0

General score by prevalence 1.00 ▼ 0.43

Carded' under the EU IUU Regulation	1.0	1.0	— 0	1.0
Identified' by NOAA for IUU fishing	1.0	1.0	— 0	1.0
Mentions of IUU fishing in media reports	1.0	2.0	▼ 1.0	2.0

General score by response 1.86 ▼ 0.14

Mandatory vessel tracking for commercial seagoing fleet	1.0 [*]	1.0	— 0	1.0
Demand for MSC products	3.0	4.0	▼ 1.0	4.0
Ratification/accession of UNCLOS Convention	1.0	1.0	— 0	1.0
Ratification/accession of UNFSA	1.0	1.0	— 0	1.0
Mentions in media reports to combatting IUU fishing	5.0	5.0	— 0	5.0
Have a NPOA-IUU	1.0 [*]	1.0	— 0	not available
Market State is contracting party or cooperating non-contracting party to relevant RFMOs	1.0	1.0	— 0	1.0

^{*} indicates that scores from the 2021 version of the Index have been used due to 2023 data not being available