

2023 Country profile

Canada


World ranking
144 of 152 countries ▼ 8

North America
2 of 2 countries

West Atlantic ranking
28 of 29 countries


Eastern Pacific ranking
13 of 13 countries

IIU score trends
2021 - 2023 change — 0




2023
IIU
Score

1.85



2.56 **1.92** **1.89** **1.40**
Coastal Flag Port General


Coastal score trends ▲ 0.18



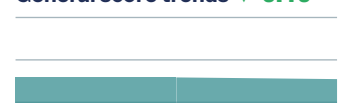
Port score trends — 0



Flag score trends — 0



General score trends ▼ 0.10



Note: Higher scores, and ranks closer to 1, indicate worse/poor performance. Green or red arrows show change in 2023 compared to 2021.

Coastal score **2.56** ▲ 0.18

Coastal score by vulnerability **4.67** — 0

Related Indicators	2023	2021	2021-2023 change	2019
Size of EEZ	5.0	5.0	— 0	5.0
Agreement over all maritime boundaries	5.0*	5.0	— 0	1.0
Dependency on fish for protein	3.0	3.0	— 0	3.0
Authorise foreign vessels to operate in EEZ	5.0	5.0	— 0	5.0

* indicates that scores from the 2021 version of the Index have been used due to 2023 data not being available

Coastal score by prevalence **1.60** ▲ 0.60

Related Indicators	2023	2021	2021-2023 change	2019
Has MSC-certified fisheries	1.0	1.0	— 0	1.0
Views of MCS practitioners on coastal compliance incidents	2.0	1.0	▲ 1.0	1.0

Coastal score by response **1.00** — 0

Related Indicators	2023	2021	2021-2023 change	2019
Coastal State is contracting party or cooperating non-contracting party to all relevant RFMOs	1.0	1.0	— 0	1.0
Operate a national VMS/FMC centre	1.0*	1.0	— 0	1.0

* indicates that scores from the 2021 version of the Index have been used due to 2023 data not being available

Flag score 1.92 – 0


Flag score by vulnerability 4.00 – 0

Related Indicators	2023	2021	2021-2023 change	2019
Distant water vessels on RFMO RAVs	4.0	4.0	– 0	4.0
Distant water vessels under several RFMOs	4.0	4.0	– 0	5.0

Flag score by prevalence 1.00 – 0

Vessels on IUU lists	1.0	1.0	– 0	1.0
View of fisheries observers on flag state compliance incidents	1.0	1.0	– 0	1.0
Views of MCS practitioners on flag state compliance incidents	1.0	1.0	– 0	1.0

Flag score by response 1.44 – 0

Accepted FAO Compliance Agreement	1.0	1.0	– 0	1.0
Registered vessels with foreign or unknown ownership 	2.0	2.0	– 0	5.0
Provision of vessel data for inclusion in Global Record	1.0	1.0	– 0	1.0
Compliance with RFMO flag state obligations	2.0	2.0	– 0	2.0
Flag State is contracting party or cooperating non-contracting party to all relevant RFMOs	1.0	1.0	– 0	1.0

 Indicator “Authorised vessel data provided to FAO HSVAR” used in 2019 has changed to “Registered vessels with foreign or unknown ownership” since 2021.

Port score 1.89 – 0

Port score by vulnerability 5.00 – 0

Related Indicators	2023	2021	2021-2023 change	2019
Number of fishing ports	5.0	5.0	– 0	5.0
Port visits by foreign fishing or carrier vessels	5.0*	5.0	– 0	5.0

Port score by prevalence 1.00 – 0

Views of MCS practitioners on port compliance incidents	1.0	1.0	– 0	1.0
View of fisheries observers on port compliance incidents	1.0	1.0	– 0	1.0

* Indicates that scores from the 2021 version of the Index have been used due to 2023 data not being available



Port score by response 1.00 – 0

Related Indicators	2023	2021	2019-2021 change	2019
Party to the PSMA	1.0	1.0	– 0	5.0
Designated ports specified for entry by foreign vessels	1.0	1.0	– 0	1.0
Compliance with RFMO port state obligations	1.0	1.0	– 0	1.0

General score 1.40 ▼ 0.10

General score by vulnerability 1.89 – 0

Related Indicators	2023	2021	2019-2021 change	2019
Trade balance for fisheries products	2.0	2.0	– 0	2.0
Share of global imports	3.0	3.0	– 0	3.0
Perception of levels of corruption	2.0	2.0	– 0	1.0
Gross national income per capita	1.0	1.0	– 0	1.0
Volume of catches	2.0	2.0	– 0	3.0

General score by prevalence 1.00 ▼ 0.43

Carded' under the EU IUU Regulation	1.0	1.0	– 0	1.0
Identified' by NOAA for IUU fishing	1.0	1.0	– 0	1.0
Mentions of IUU fishing in media reports	1.0	2.0	▼ 1.0	1.0

General score by response 1.29 – 0

Mandatory vessel tracking for commercial seagoing fleet	1.0 [*]	1.0	– 0	1.0
Demand for MSC products	2.0	2.0	– 0	3.0
Ratification/accession of UNCLOS Convention	1.0	1.0	– 0	1.0
Ratification/accession of UNFSA	1.0	1.0	– 0	1.0
Mentions in media reports to combatting IUU fishing	2.0	2.0	– 0	3.0
Have a NPOA-IUU	1.0 [*]	1.0	– 0	1.0
Market State is contracting party or cooperating non-contracting party to relevant RFMOs	1.0	1.0	– 0	1.0

^{*} indicates that scores from the 2021 version of the Index have been used due to 2023 data not being available