



2023 Country profile

Barbados

World ranking

100 of 152 countries ▲ 25

Caribbean & Central America


17 of 21 countries ▲ 3

West Atlantic ranking

22 of 29 countries ▲ 4

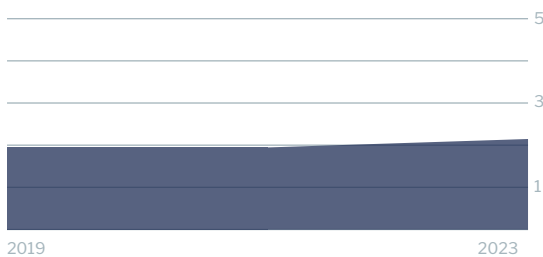
2023 IUU Score

2.15




IUU score trends

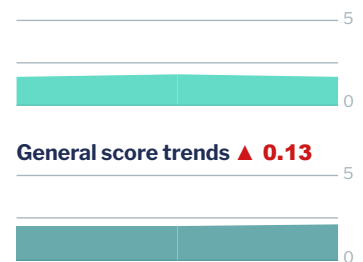
2021 - 2023 change ▲ 0.21



Coastal score trends — 0




Flag score trends ▼ 0.16



Port score trends ▲ 1.33



General score trends ▲ 0.13



Note: Higher scores, and ranks closer to 1, indicate worse/poor performance. Green or red arrows show change in 2023 compared to 2021.

Coastal score 2.54 — 0

Coastal score by vulnerability 3.00 — 0

Related Indicators	2023	2021	2021-2023 change	2019
Size of EEZ	3.0	3.0	— 0	3.0
Agreement over all maritime boundaries	5.0*	5.0	— 0	5.0
Dependency on fish for protein	5.0	5.0	— 0	5.0
Authorise foreign vessels to operate in EEZ	1.0	1.0	— 0	1.0

* indicates that scores from the 2021 version of the Index have been used due to 2023 data not being available

Coastal score by prevalence 2.60 — 0

Has MSC-certified fisheries	5.0	5.0	— 0	5.0
Views of MCS practitioners on coastal compliance incidents	1.0	1.0	— 0	1.0

Coastal score by response 1.00 — 0

Coastal State is contracting party or cooperating non-contracting party to all relevant RFMOs	1.0	1.0	— 0	1.0
Operate a national VMS/FMC centre	not available*	not available		not available

* indicates that scores from the 2021 version of the Index have been used due to 2023 data not being available

Flag score 1.70 ▼ **0.16**


Flag score by vulnerability 1.00 – 0

Related Indicators	2023	2021	2021-2023 change	2019
Distant water vessels on RFMO RAVs	1.0	1.0	– 0	1.0
Distant water vessels under several RFMOs	not applicable	not applicable		not applicable

Flag score by prevalence 1.00 – 0

Vessels on IUU lists	1.0	1.0	– 0	1.0
View of fisheries observers on flag state compliance incidents	1.0	1.0	– 0	1.0
Views of MCS practitioners on flag state compliance incidents	1.0	1.0	– 0	1.0

Flag score by response 2.75 ▼ **0.25**

Accepted FAO Compliance Agreement	1.0	1.0	– 0	1.0
Registered vessels with foreign or unknown ownership 	not available	5.0		5.0
Provision of vessel data for inclusion in Global Record	5.0	5.0	– 0	5.0
Compliance with RFMO flag state obligations	3.0	3.0	– 0	2.0
Flag State is contracting party or cooperating non-contracting party to all relevant RFMOs	1.0	1.0	– 0	1.0

 Indicator “Authorised vessel data provided to FAO HSVAR” used in 2019 has changed to “Registered vessels with foreign or unknown ownership” since 2021.

Port score 2.33 ▲ **1.33**

Port score by vulnerability 4.00 ▲ **3.00**

Related Indicators	2023	2021	2021-2023 change	2019
Number of fishing ports	3.0	1.0	▲ 2.0	1.0
Port visits by foreign fishing or carrier vessels	5.0*	1.0	▲ 4.0	1.0

Port score by prevalence -

Views of MCS practitioners on port compliance incidents	1.0	not applicable		not
View of fisheries observers on port compliance incidents	1.0	not applicable		not applicable

* Indicates that scores from the 2021 version of the Index have been used due to 2023 data not being available

Port score by response 2.50 ▲ 1.50

Related Indicators	2023	2021	2019-2021 change	2019
Party to the PSMA	1.0	1.0	— 0	1.0
Designated ports specified for entry by foreign vessels	5.0	not applicable		not applicable
Compliance with RFMO port state obligations	1.0	1.0	— 0	not applicable

General score 2.17 ▲ 0.13

General score by vulnerability 2.00 — 0

Related Indicators	2023	2021	2019-2021 change	2019
Trade balance for fisheries products	5.0	5.0	— 0	5.0
Share of global imports	1.0	1.0	— 0	1.0
Perception of levels of corruption	2.0	2.0	— 0	2.0
Gross national income per capita	2.0	2.0	— 0	2.0
Volume of catches	1.0	1.0	— 0	1.0

General score by prevalence 1.43 ▲ 0.43

Carded' under the EU IUU Regulation	1.0	1.0	— 0	1.0
Identified' by NOAA for IUU fishing	1.0	1.0	— 0	1.0
Mentions of IUU fishing in media reports	2.0	1.0	▲ 1.0	1.0

General score by response 3.00 — 0

Mandatory vessel tracking for commercial seagoing fleet	not available*	not available		not available
Demand for MSC products	5.0	5.0	— 0	5.0
Ratification/accession of UNCLOS Convention	1.0	1.0	— 0	1.0
Ratification/accession of UNFSA	1.0	1.0	— 0	1.0
Mentions in media reports to combatting IUU fishing	5.0	5.0	— 0	5.0
Have a NPOA-IUU	not available*	not available		not available
Market State is contracting party or cooperating non-contracting party to relevant RFMOs	1.0	1.0	— 0	1.0

* indicates that scores from the 2021 version of the Index have been used due to 2023 data not being available